

Magnetic level gauge type NA7-45

Version flange / cap

Application and function

The magnetic level gauge is an indirect level gauge. The boiler level is transmitted analogously 1:1 to the indicating ledge via the float. The product corresponds to the EU 2014/68/EU and has the CE-mark EN 19. Applied standards as per EN 13445 / EN 12952 / EN 12953 / AD 2000 or ASME-Boiler.

Technical basic equipment


- Standpipe stainless steel
- Process connection carbon steel
- Indicating ledge AL_-G (D-06-D-16311-0)
- Drain plug

Available (optional) versions

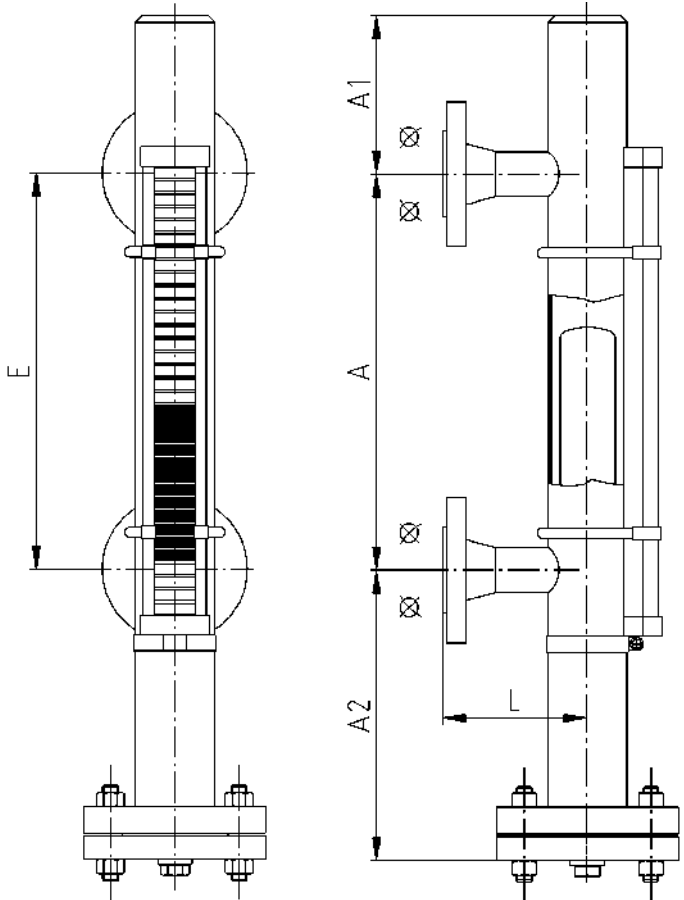
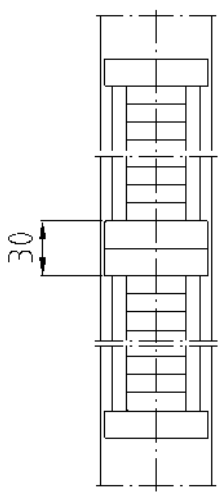
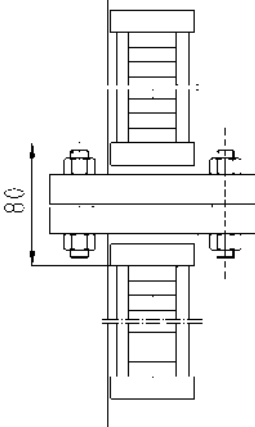
- Medium wetted parts complete stainless steel
- Ventilation plug
- Drain valve AV 500, AV 520 (other drain valve on request)
- Magnetic switch type M510-1-60 (D-06-D-16312-0) for signaling
- Primary element type MRK (D-06-D-16313-0) with integrated R/I-converter, output 4-20 mA
- Light band indicator for remote level indication

Technical data

Allowable pressure	PS	[bar]	20	32	50	80
Allowable temperature	TS	[° C]	214	239	265	296
Drain valve	Type		AV500		AV520	
	Data sheet		D-09-D-16358-0			



- The indication ledge can be arranged in any position outside the areas of the connection studs.
- To indicate a range > 2,6 m it is necessary to use 2 ore more superposed indicating ledges.
- For level gauges longer than 6 m, the unit will be delivered in divided version with intermediate flange.

<p>NA7-45 top with cap, bottom with flange</p>		<p>Measuring range > 2,6 m</p>
 <p style="text-align: center;">Process connection</p>		
		<p>Measuring range > 6 m</p>
		
<p>Welding end</p>	<p>Socket welding</p>	<p>with drain valve</p>
